UFO HOME PROTOTYPE DESIGN

FLOOR AREA

TOTAL INTERIOR AREA = 600 SF

SCOPE OF WORK

BEDROOM/BATHROOM/
LIVING
SPACE/KITCHEN/DINING

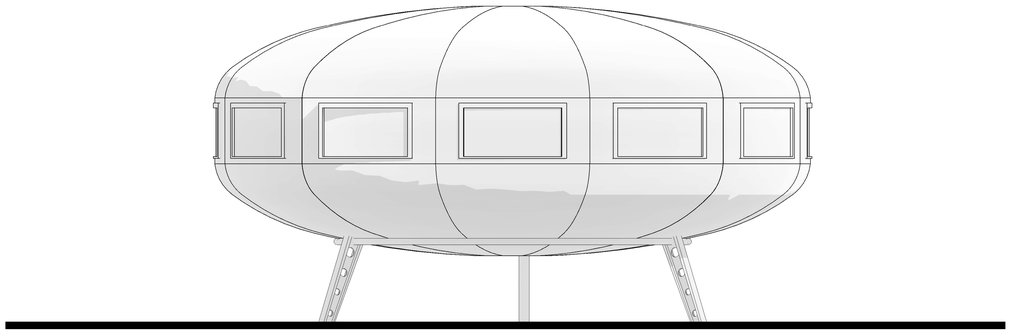

GENERAL NOTES

1.1. ALL WORK TO BE IN COMPLIANCE WITH ALL APPLICABLE NATIONAL, STATE, & LOCAL BUILDING AND ZONING CODES. CONTRACTOR SHALL NOTIFY THE HOME OWNER OF ANY DISCREPANCIES BETWEEN THE CONSTRUCTION DOCUMENTS AND CODE REQUIREMENTS BEFORE STARTING WORK.

1.2. ALL TRADE STANDARDS AND MANUFACTURER'S INSTRUCTIONS REFERENCED IN THE CONSTRUCTION DOCUMENTS SHALL BE THE LATEST EDITION.

1.3. ALL FIRE RATED ASSEMBLIES INDICATED IN THE CONSTRUCTION DOCUMENTS SHALL REFERENCE THE LATEST EDITION OF UNDERWRITERS LABORATORIES (UL), NATIONAL GYPSUM ASSOCIATION AND ICC-ES EVALUATION REPORTS.

1.4. ALL CONTRACTOR(S) PERFORMING WORK SHALL HAVE APPLICABLE LICENSES AND INSURANCE AS REQUIRED BY THE PROJECT OWNER AND LOCAL JURISDICTION

1.5. CONTRACTOR(S) IS RESPONSIBLE FOR OBTAINING BUILDING PERMITS UNLESS NOTED OTHERWISE (U.N.O.) IN CONTRACT DOCUMENTS. 1.6. CONTRACTOR(S) IS RESPONSIBLE FOR OBTAINING MECHANICAL, ELECTRICAL, PLUMBING & SPRINKLER PERMITS U.N.O.

1.7. .ANY MECHANICAL, ELECTRICAL, PLUMBING, FIRE SAFETY SYSTEMS OR OTHER ENGINEERING SYSTEMS IS DESIGNED BY OTHERS AND COORDINATED BY OTHERS IN THE ARCHITECTURAL DOCUMENTS.

1.8. CONTRACTOR(S) IS RESPONSIBLE FOR NOTIFYING THE BUILDING INSPECTOR A MINIMUM OF 24 HOURS PRIOR TO COMMENCING WORK. CONTRACTOR(S) IS RESPONSIBLE FOR CONTACTING THE BUILDING INSPECTOR FOR ANY / ALL REQUIRED INSPECTIONS FOR THE DURATION OF THE PROJECT.

1.9. CONTRACTOR IS RESPONSIBLE FOR ENGAGING QUALIFIED INSPECTORS TO PERFORM CODE REQUIRED SPECIAL INSPECTIONS. WHERE APPLICABLE, REPORTS MUST BE ISSUED TO AUTHORITY HAVING JURISDICTION. NOTIFY HOME OWNER OF ANY FAILED INSPECTIONS OR DISCREPANCIES FROM CONTRACT DOCUMENTS.

1.10. SUBMITTALS ARE REQUIRED FOR STRUCTURAL, MECHANICAL, ELECTRICAL AND OTHER SPECIALIZED CONSTRUCTION. SUBMITTALS SHALL BE REVIEWED BY HOME OWNER FOR CONFORMANCE OF DESIGN. WHERE DRAWINGS DO NOT INDICATE APPROACH, CONTRACTORS SHALL COMPLY WITH PUBLISHED TRADE STANDARD PROTOCOL.

1.11. CONTRACTOR IS TO VERIFY EXISTING SITE CONDITIONS PRIOR TO COMMENCING WORK, NOTIFY HOME OWNER IMMEDIATELY REGARDING ANY DISCREPANCIES BETWEEN FIELD CONDITIONS AND ARCHITECTURAL DOCUMENTS.

1.12. CONTRACTOR TO VERIFY AND COORDINATE ALL DIMENSIONS ON PLANS, COORDINATE UTILITY LOCATIONS, STACKS, CONDUIT, AND OTHER BUILDING SYSTEMS. COORDINATE ELEVATION OF GRADE WITH FOUNDATION AND /OR SLAB ELEVATION.

1.13. CONTRACTOR SHALL BRING ERRORS AND OMISSIONS WHICH MAY OCCUR IN CONTRACT DOCUMENTS TO THE ATTENTION OF THE HOME OWNER IN WRITING AND WRITTEN INSTRUCTIONS SHALL BE OBTAINED BEFORE PROCEEDING WITH THE WORK. THE CONTRACTOR WILL BE HELD RESPONSIBLE FOR THE RESULTS OF ANY ERRORS, DISCREPANCIES OR OMISSIONS IN THE CONTRACT DOCUMENTS, OF WHICH THE CONTRACTOR FAILED TO NOTIFY THE HOME OWNER BEFORE CONSTRUCTION AND/OR FABRICATION OF THE WORK.

1.14. DO NOT SCALE DRAWINGS.

1.15. CONTRACTORS SHALL KEEP THE PREMISES CLEAN, FREE OF ALL TRASH, DEBRIS AND SHALL PROTECT ALL ADJACENT WORK FROM DAMAGE, SOILING, PAINT OVER-SPRAY, ETC. ALL FIXTURES, EQUIPMENT, GLAZING, FLOORS, ETC. SHALL BE LEFT CLEAN AND READY FOR OCCUPANCY UPON COMPLETION OF THE PROJECT.

1.16. CONTRACTOR(S) IS RESPONSIBLE FOR PROVIDING REQUIRED SITE FENCING AND PEDESTRIAN PROTECTION AROUND PERIMETER OF JOB SITE AS PER OSHA AND MUNICIPALITY REQUIREMENTS AND GUIDELINES.

1.17. CONTRACTOR(S) IS RESPONSIBLE TO ACQUIRE ANY / ALL STREET & SIDEWALK CLOSURE PERMITS AS WELL AS ANY REQUIRED DUMPSTER PERMITS.

1.18. CONTRACTOR PROVIDE ALL MATERIALS, LABOR, EQUIPMENT AND SERVICES (BOTH TEMPORARY AND PERMANENT) REQUIRED TO COMPLETE WORK. UNLESS OTHERWISE INDICATED IN CONTRACT DOCUMENTS. JOBSITE TOILET AND TELEPHONE TO BE PROVIDED, AS REQUIRED BY OWNER.

1.19. GENERAL CONTRACTOR SHALL BE RESPONSIBLE FOR COORDINATING AND SUPERVISING SUB-CONTRACTORS WORK, AND PROVIDING SHAFTS, CHASES, RECESSES AND OTHER MEANS OF ACCESS FOR TRADE WORK. SUB CONTRACTOR TO FIX, PATCH ANY WORK CUT OR DAMAGED DURING INSTALLATION THAT RESULTS IN AN UNSATISFACTORY CONSTRUCTION CONDITION AND IS NON CONFORMING WITH CONSTRUCTION DOCUMENTS.

1.20. THE HOME OWNER IS NOT RESPONSIBLE FOR THE CONTRACTOR(S) MEANS AND METHODS OF CONSTRUCTION.

1.21. OPERATION AND MAINTENANCE DATA SHALL BE HANDED OVER TO OWNER UPON COMPLETION OF PROJECT.

1.22. THE PHRASE "OR EQUAL" SHALL BE ASSUMED WHEN CONSTRUCTION DOCUMENTS CALL OUT A SPECIFIC PRODUCT.

Sheet List

Sheet Number	Sheet Name
A100	Cover Page
A101	Floor Plan
A102	Roof Plan
A103	Elevations
A104	Sections
A105	3D Views
A106	Schedules
A107	3D Sections
A108	Floor Plan

DRAWN BY
OLIVIAdesign

Enter address here
PROJECT ADDRESS

Owner
PROJECT OWNER

NO	DESCRIPTION	DATE

PROJECT NUMBER
Project Number

SCALE
1/4" = 1'-0"

SHEET NAME
Cover Page

DATE
Issue Date

CHECKED BY

SHEET NUMBER
A100

SCALE
1/4" = 1'-0"

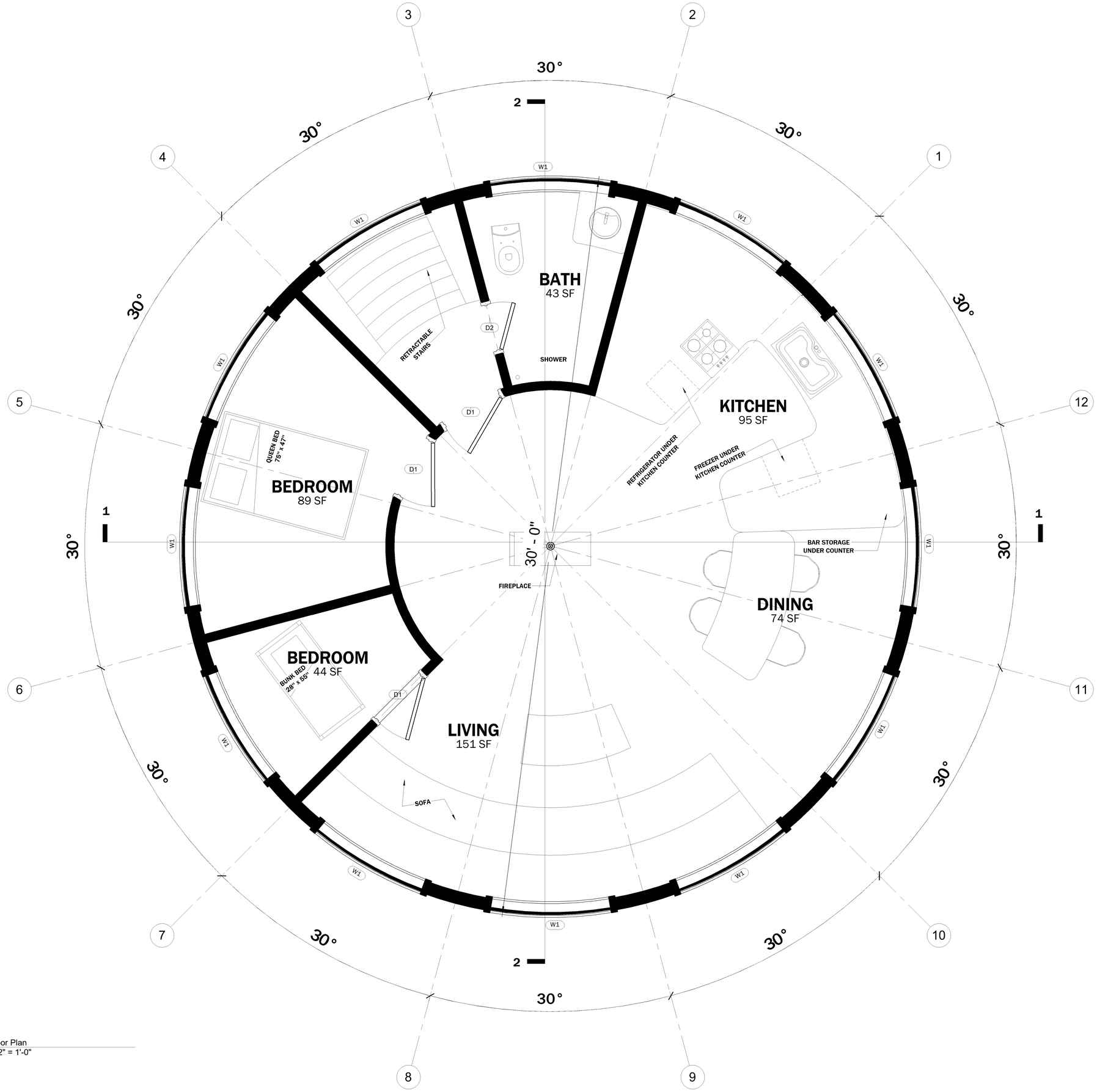

1 Floor Plan
1/2" = 1'-0"

DRAWN BY
OLIVIAdesign

Enter address here
PROJECT ADDRESS

Owner
PROJECT OWNER

NO	DESCRIPTION	DATE

PROJECT NUMBER
Project Number

SCALE
1/2" = 1'-0"

SHEET NAME
Floor Plan

DATE
Issue Date

CHECKED BY

SHEET NUMBER
A101

SCALE
1/2" = 1'-0"

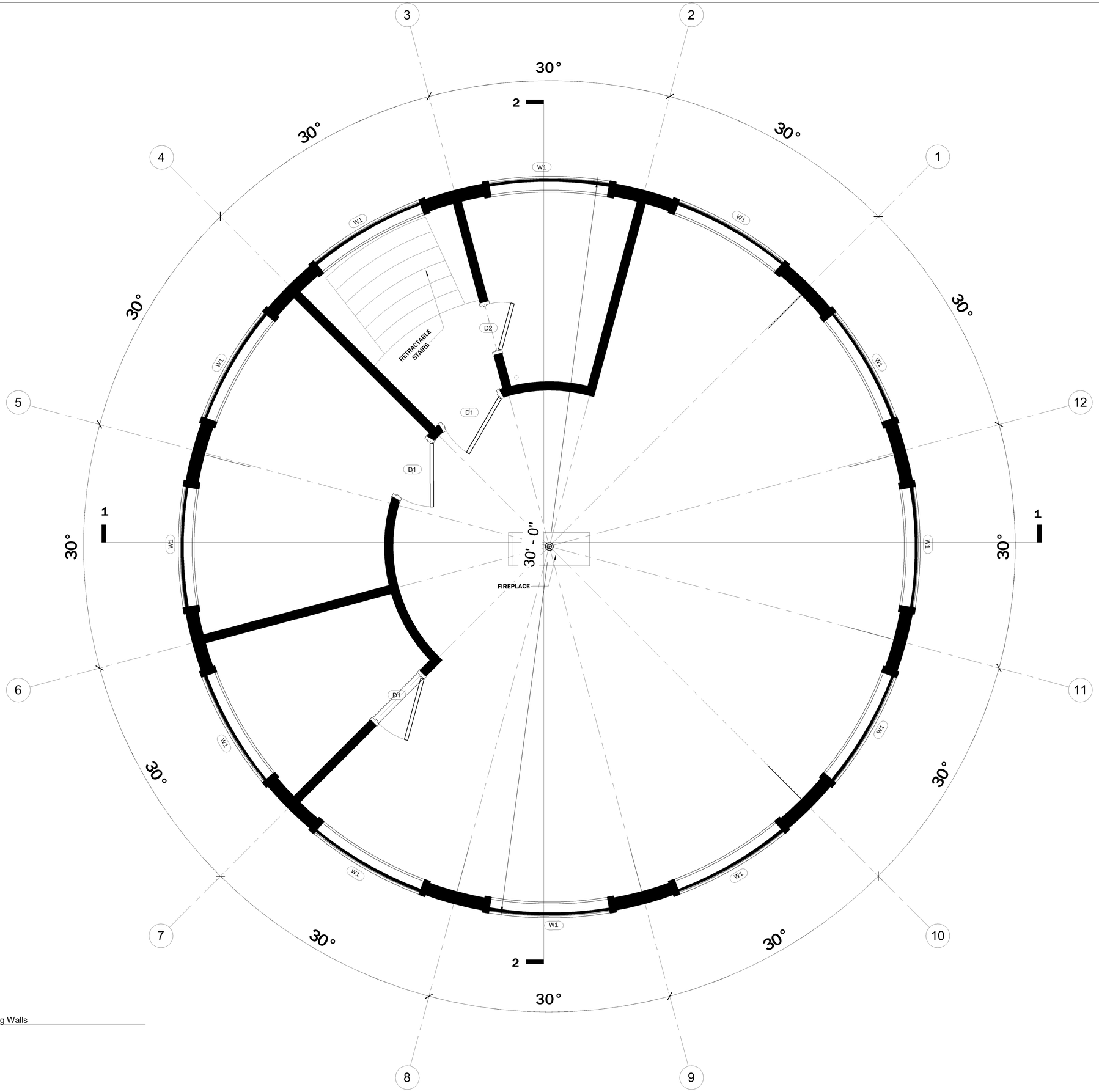

1 Floor Plan Showing Walls
1/2" = 1'-0"

DRAWN BY
OLIVIAdesign

Enter address here
PROJECT ADDRESS

Owner
PROJECT OWNER

NO	DESCRIPTION	DATE

PROJECT NUMBER
Project Number

SCALE
1/2" = 1'-0"

SHEET NAME
Floor Plan

DATE
Issue Date

CHECKED BY

SHEET NUMBER
A101-1

SCALE
1/2" = 1'-0"

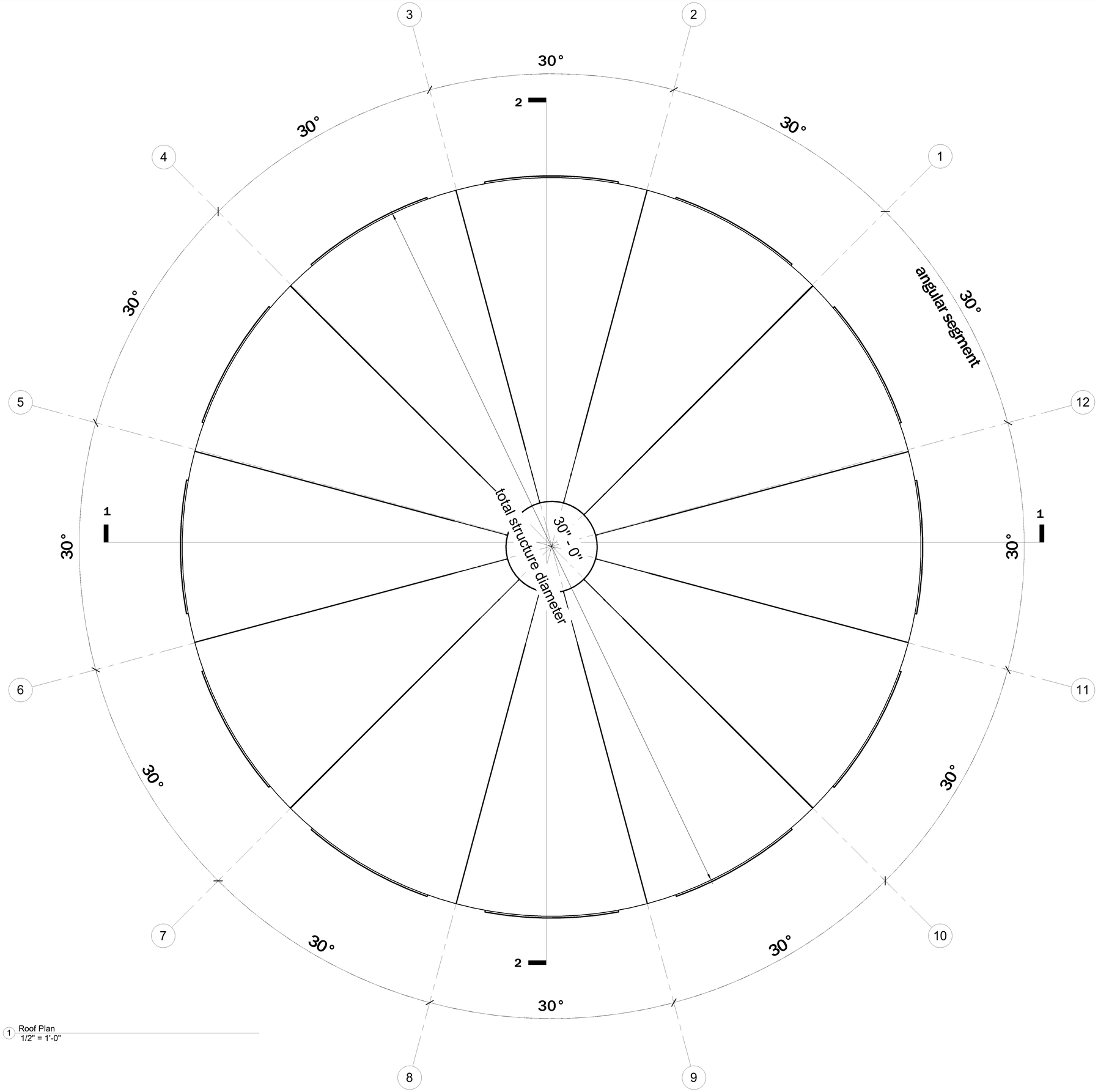

1 Roof Plan
1/2" = 1'-0"

DRAWN BY
OLIVIAdesign

Enter address here
PROJECT ADDRESS

Owner
PROJECT OWNER

NO	DESCRIPTION	DATE

PROJECT NUMBER
Project Number

SCALE
1/2" = 1'-0"

SHEET NAME
Roof Plan

DATE
Issue Date

CHECKED BY

SHEET NUMBER
A102

SCALE
1/2" = 1'-0"

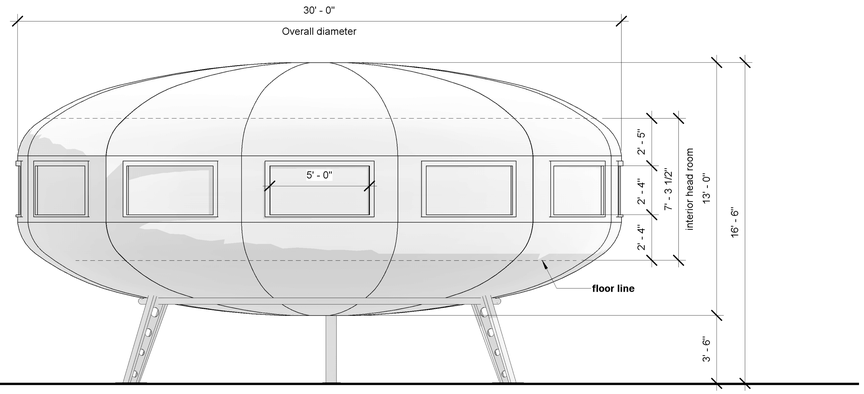

1 Elevation 1
1/4" = 1'-0"

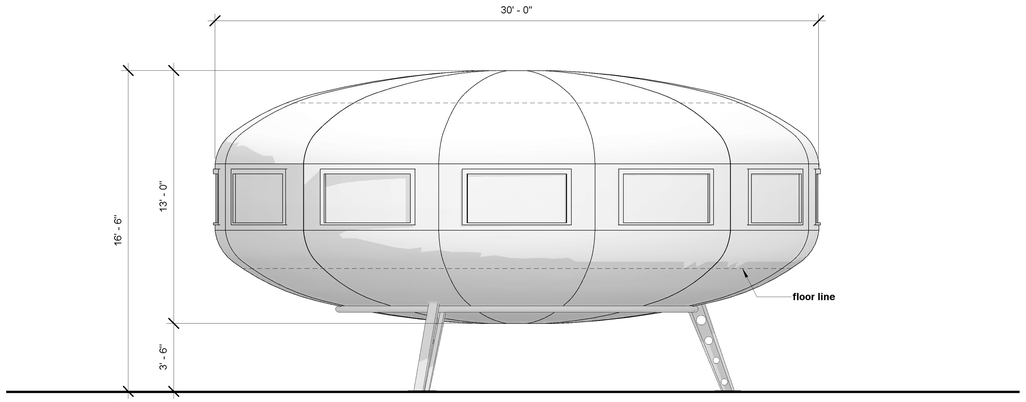

3 Elevation 3
1/4" = 1'-0"

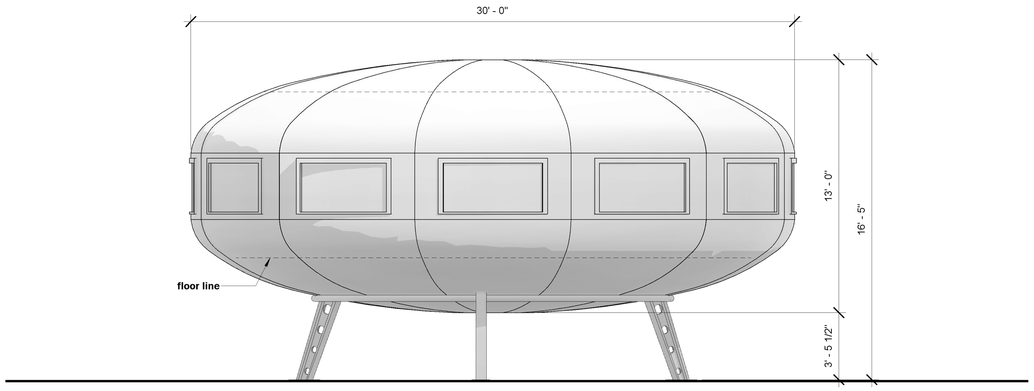

2 Elevation 2
1/4" = 1'-0"

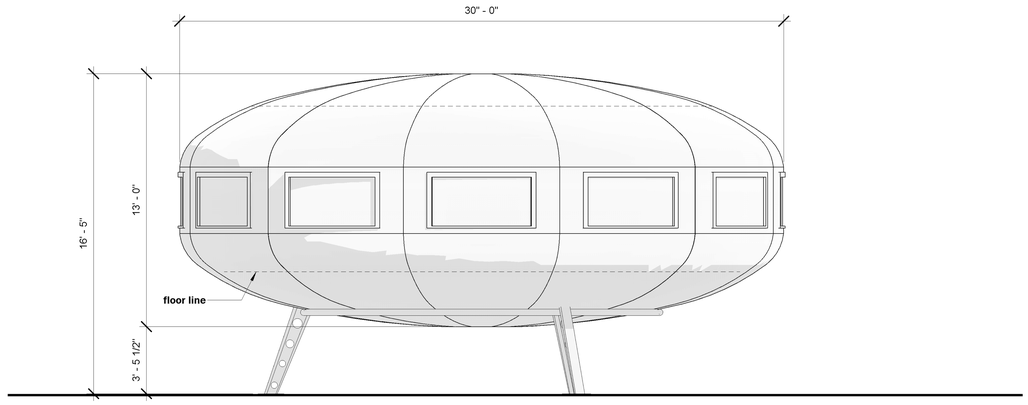

4 Elevation 4
1/4" = 1'-0"

DRAWN BY

OLIVIAdesign

[redacted]

[redacted]

Enter address here

PROJECT ADDRESS

Owner

PROJECT OWNER

NO	DESCRIPTION	DATE

PROJECT NUMBER

Project Number

[redacted]

SCALE

1/4" = 1'-0"

SHEET NAME

Elevations

DATE

Issue Date

CHECKED BY

SHEET NUMBER

A103

SCALE

1/4" = 1'-0"

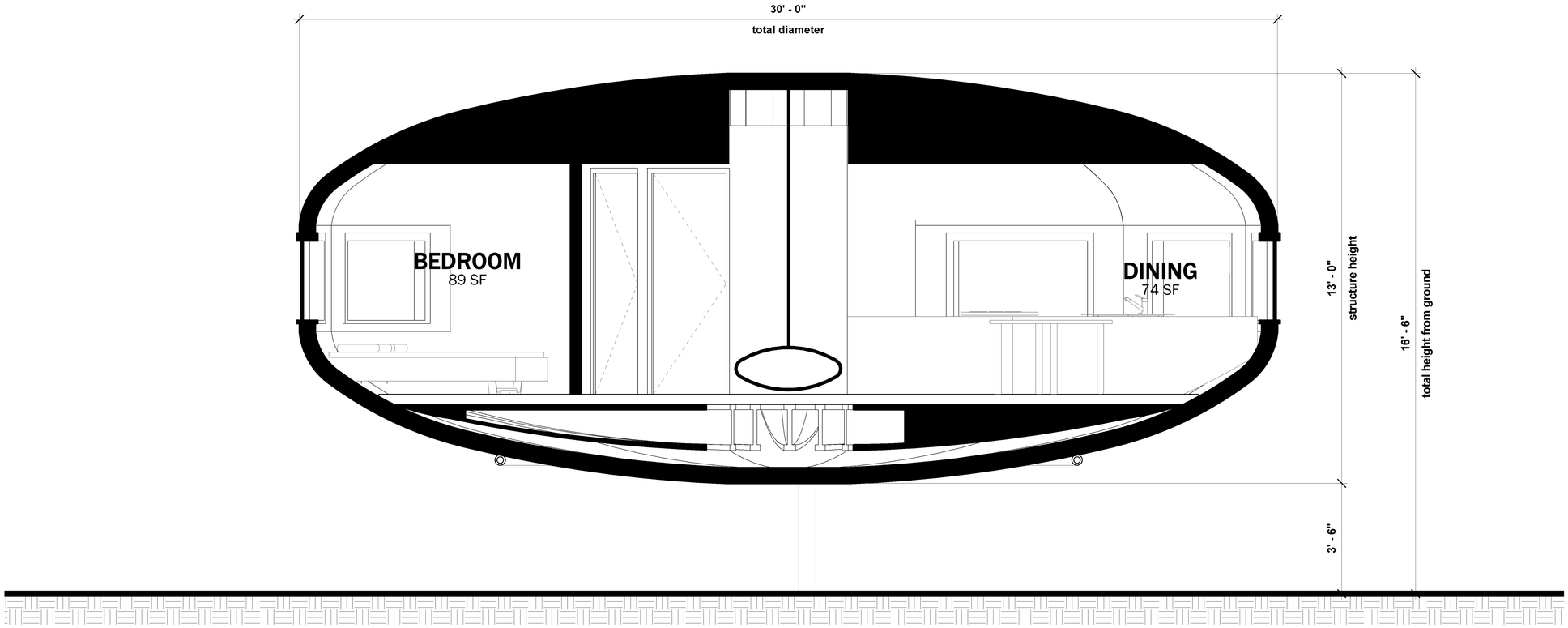

1 Section 1
1/2" = 1'-0"

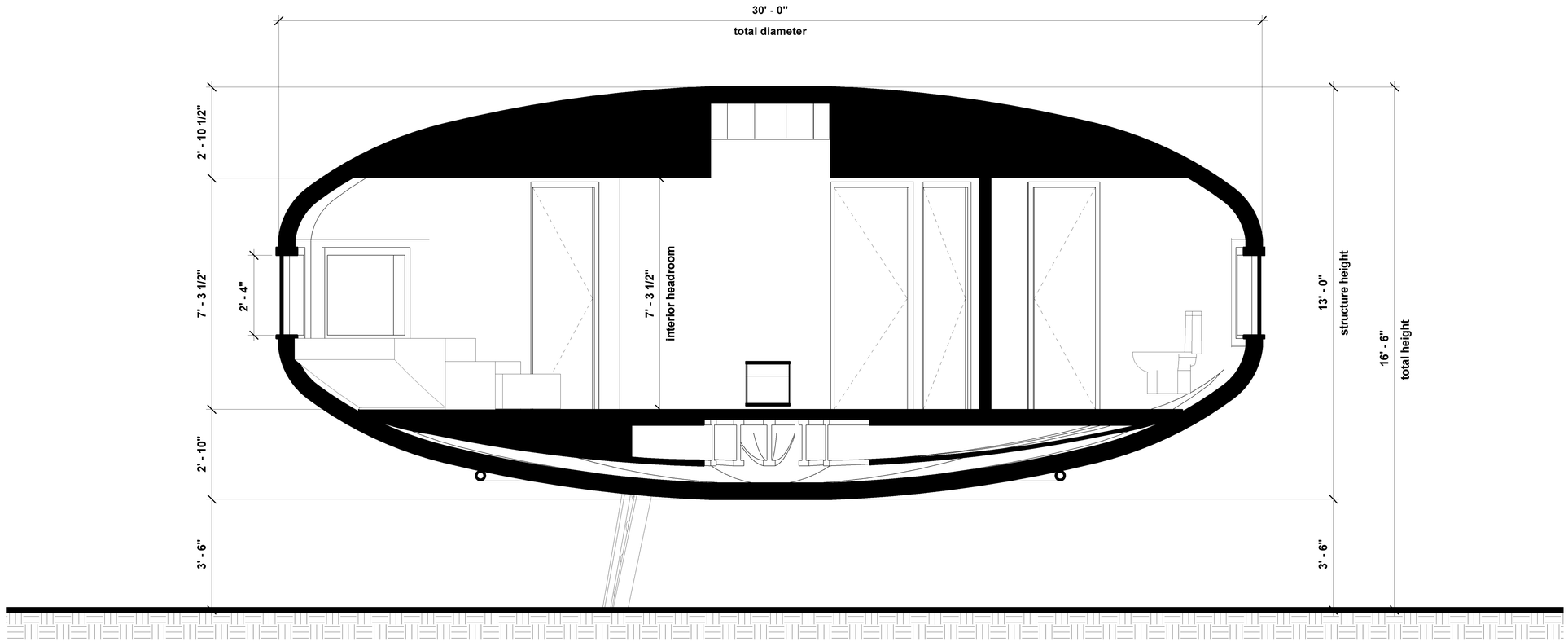

2 Section 2
1/2" = 1'-0"

DRAWN BY
OLIVIAdesign

Enter address here
PROJECT ADDRESS

Owner
PROJECT OWNER

NO	DESCRIPTION	DATE

PROJECT NUMBER
Project Number

SCALE
1/2" = 1'-0"

SHEET NAME
Sections

DATE
Issue Date

CHECKED BY

SHEET NUMBER
A104

SCALE
1/2" = 1'-0"



1 3D View 1

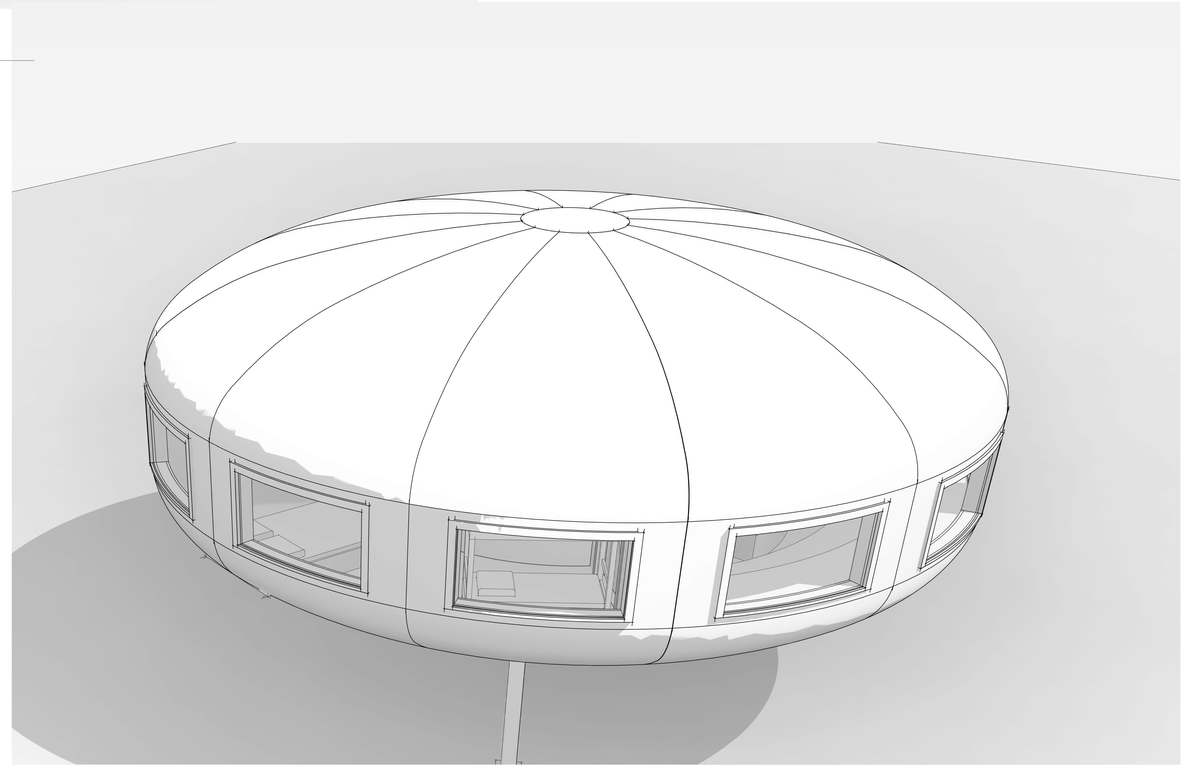

2 3D View 2

DRAWN BY

OLIVIAdesign

[redacted]

[redacted]

Enter address here

PROJECT ADDRESS

Owner

PROJECT OWNER

NO	DESCRIPTION	DATE

PROJECT NUMBER

Project Number

[redacted]

SCALE

SHEET NAME

3D Views

DATE

Issue Date

CHECKED BY

SHEET NUMBER

A105

SCALE

DOOR SCHEDULE

FL	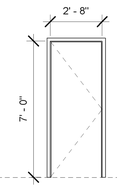	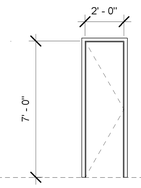	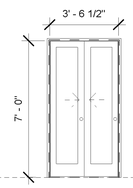		
Mark/Tag	D1	D2	D3		
Quantity	2	1	1		
Location	Bedroom Entrance Door	Bathroom	Closet		
Description	Timber Panel Door Internal Door Paint Finished	Timber Panel Door Interior Door Paint Finished	Timber Sliding door Interior Door Plywood Sheath Finished		

WINDOW SCHEDULE

FL	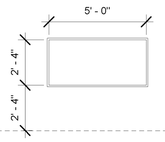				
Mark/Tag	W1				
Quantity	12				
Location	Each segment of the prototype				
Description	Awning Window Double Glazed Aluminium Frame				

DRAWN BY

OLIVIAdesign

[redacted]

[redacted]

Enter address here

PROJECT ADDRESS

Owner

PROJECT OWNER

NO	DESCRIPTION	DATE

PROJECT NUMBER

Project Number

[redacted]

SCALE

1/4" = 1'-0"

SHEET NAME

Schedules

DATE

Issue Date

CHECKED BY

SHEET NUMBER

A106

SCALE

1/4" = 1'-0"

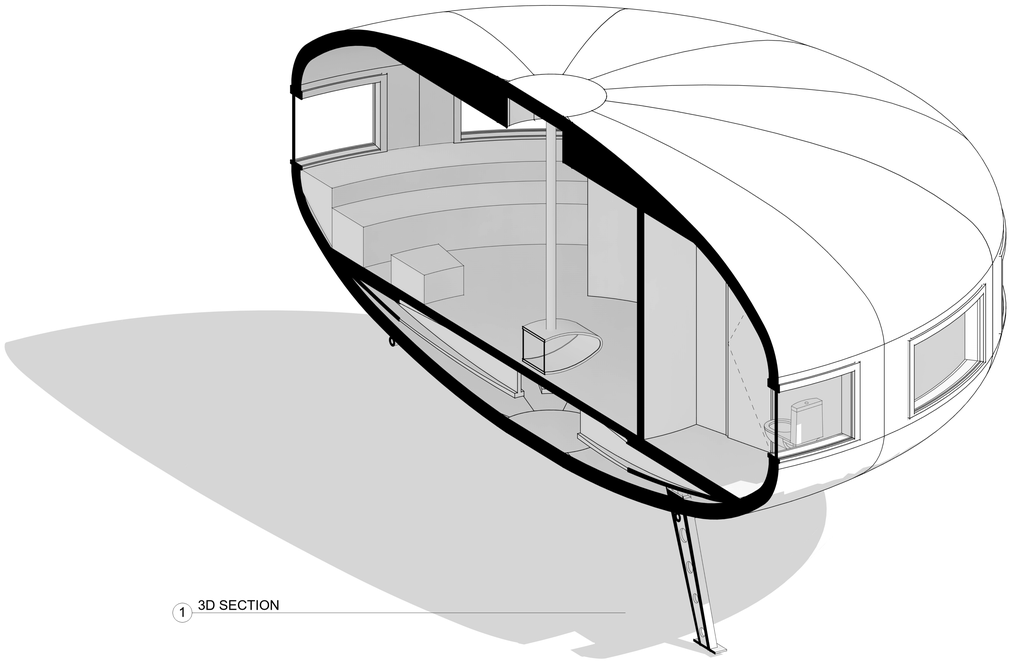

1 3D SECTION

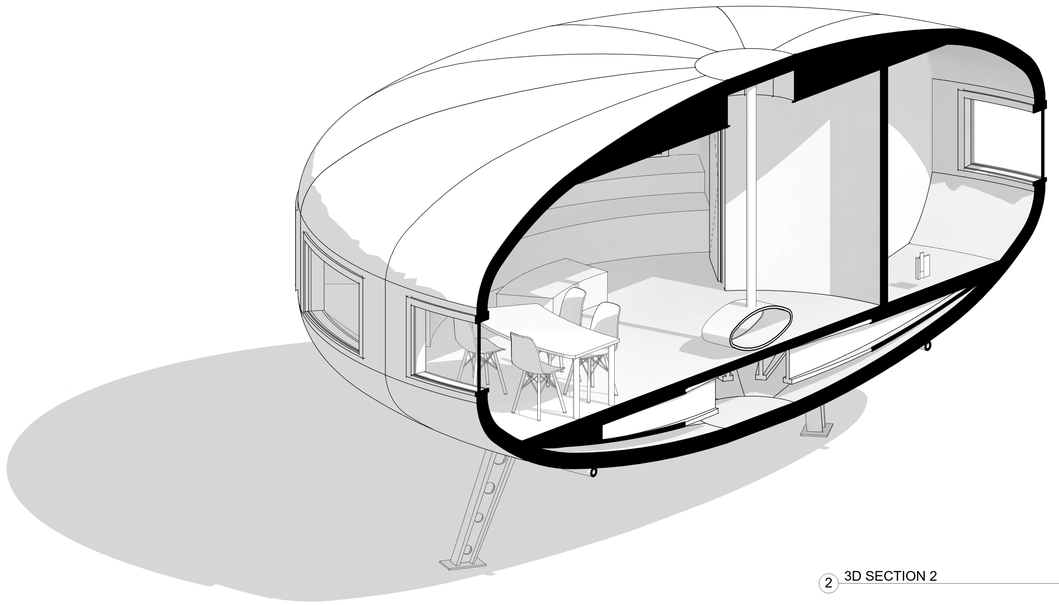

2 3D SECTION 2

DRAWN BY

OLIVIAdesign

Enter address here

PROJECT ADDRESS

Owner

PROJECT OWNER

NO	DESCRIPTION	DATE

PROJECT NUMBER

Project Number

SCALE

SHEET NAME

3D Sections

DATE

Issue Date

CHECKED BY

SHEET NUMBER

A107

SCALE